



G. B. Pant Memorial
Govt. College, Rampur Bushahr, Shimla HP - 172001.
A Post Graduate Co-Educational Institution
Affiliated to Himachal Pradesh University Shimla – 5
Website: <https://gbpmgcrampur.edu.in/>
E-Mail: gcrampur59@gmail.com

Criterion:1

Teaching Learning

1.4: Students Feedback

TABLE OF CONTENTS

S.No.	Contents	Page No.
1	Sample Size	1
2	Students Satisfaction (i) Percentage Analysis of All the Questions/Responses of Students Feedback Form (ii) Detail Analysis of Students Satisfaction of Feedback Form	1-2 2-5
3	Action Taken Report	6-7
4	Pie chart of Feedback	8-16

1.4-Students feedback (Taken from students with 80% attendance)

1.4.1 Sample Size

Student's academic feedback was filled online by 452 students.

Total Students Appeared in Final Exam	3966
Students with 80% Attendance	1932
Sample Size (Students Feedback)	452 (23.39%)

1.4.2 Percentage Analysis of All the Questions/Responses of Students Feedback Form

S.No.	Questions	Excellent (%)	Very Good (%)	Good (%)	Total Students Satisfied in %
1	How do you rate the teachers' preparation for the classes?	46.02	33.62	19.25	98.89
2	Quality of Teaching?	47.78	31.41	20.13	99.33
3	How much content do you understand during class teaching?	37.38	46.23	12.38	96.01
		Agree (Yes) (%)			
4	Results of internal examination are displayed and informed to you	399			88.27
		Strongly Agree (%)	Agree (%)		
5	The process of internal evaluation adopted by the teachers is fair	25.44	70.79		96.24
6	Teaching and mentoring process in the institution facilitates you in cognitive, social and emotional growth.	24.56	68.58		93.14
7	Teachers inform you about your expected competencies, course outcome and programme outcomes.	30.97	62.61		93.58
8	The laboratory environment creates effective learning and understanding of experiments.	25.66	64.38		90.04
9	Teachers are always available for discussion and guidance	43.36	51.10		94.47
10	Institution provides ample opportunities to participate in co-	37.61	58.63		96.24

	curricular activities			
11	Achievers and rank holders are felicitated for their performance	32.74	63.72	96.46
12	Institution takes active interest in promoting seminars, workshops, Expert Talks and Internship/Industrial Visits?	28.32	62.17	90.49
13	Library caters to your needs efficiently	31.19	65.26	96.46
14	Overall quality of teaching and learning process in the college is good.	36.06	58.63	94.69

Detail Analysis of Students Satisfaction of Feedback on Academic performance and ambience

Table 1

Sr.No	Questions /Responses	Excellent	Very Good	Good	Poor	Total
1	How do you rate the teachers' preparation for the classes?	208	152	87	5	452
2	Quality of Teaching?	216	142	91	3	452

Analysis

The data in Table 1 indicates that students largely feel positively about both the preparation of their teachers and the quality of instruction they receive. The high percentages in the "Excellent" and "Very Good" categories suggest that the educational environment is conducive to learning. However, the presence of "Good" ratings implies that there are areas where improvements could be made, and teachers might benefit from ongoing professional development to address these concerns.

In summary, while the survey reflects strong approval, it also opens the door for constructive feedback to enhance the teaching and learning experience further.

Table-2

Sr.No	Questions /Responses	More Than 80%	60-80%	40-60%	less than 40%	Total
3	How much content do you understand during class teaching?	169	209	56	18	452

Analysis

The data in Table 2 suggests that the majority of students have a solid understanding of the material presented in class. With 83% of respondents (169 + 209) indicating they understand at least 60% of the content, it reflects a generally positive learning environment.

However, the 12% who rated their understanding between 40-60% and the 4% who understood less than 40% highlight areas where some students may require additional support.

Table-3

Sr.No	Questions /Responses	Yes	No	Total
4	Results of internal examination are displayed and informed to you	399	53	452

Analysis

The data in Table 3 reveals a strong positive response regarding the communication of internal examination results. With 88% of students feeling informed, it reflects a well-established practice within the educational institution. The high percentage of students who are informed about their examination results suggests effective communication practices in place. However, the 12% who do not receive this information indicate that there

may still be a need for improvement to ensure that all students are kept up to date. Addressing this gap could enhance overall student satisfaction and awareness of their academic progress.

Table-4

Sr.No.	Questions /Responses	Strongly Agree	Agree	Disagree	Strongly Disagree	Total
5	The process of internal evaluation adopted by the teachers is fair	115	320	11	6	452
6	Teaching and mentoring process in the institution facilitates you in cognitive, social and emotional growth.	111	310	28	3	452
7	Teachers inform you about your expected competencies, course outcome and programme outcomes.	140	283	26	3	452
8	The laboratory environment creates effective learning and understanding of experiments.	116	291	42	3	452
9	Teachers are always available for discussion and guidance	196	231	21	4	452
10	Institution provides ample opportunities to participate in co-curricular activities	170	265	12	5	452
11	Achievers and rank holders are felicitated for their performance	148	288	13	3	452
12	Institution takes active interest in promoting seminars, workshops, Expert Talks and Internship/Industrial Visits?	128	281	39	4	452
13	Library caters to your needs	141	295	13	3	452

	efficiently					
14	Overall quality of teaching and learning process in the college is good.	163	265	16	8	452

Analysis

The survey results of Table no .4 indicates a highly positive perception of the educational environment. A vast majority of students feel supported, informed, and satisfied with various aspects of their education, from teaching quality to co-curricular opportunities. While the results are largely positive, areas such as the laboratory environment and the need for further acknowledgment of individual student needs could still be explored for enhancement. Continuous feedback mechanisms can help maintain and improve the high standards already in place.

1.4.3 Action Taken Report (ATR)

Title: Action Taken Report on Student Feedback for [2023-24]

1. Introduction This Action Taken Report outlines the steps taken in response to the student feedback collected on various aspects of the educational experience at our institution. The feedback is vital for continuous improvement and enhancing student satisfaction.

2. Summary of Feedback The feedback indicated strong performance in areas such as teacher preparation, quality of teaching, and communication/response regarding midterm examination results. However, several areas were identified for improvement, including the laboratory environment, content understanding, and the clarity of competencies and outcomes.

3. Conclusion-

- The feedback is overwhelmingly positive across all areas, suggesting a strong educational environment.
- While there are minor areas for improvement (**like laboratory experiences**), the general sentiment indicates high satisfaction.

The combined analysis indicated a generally positive perception of the institution across various dimensions, including teaching quality, communication, support systems, and overall learning environment. While there are areas that could benefit from further attention—such as improving laboratory experiences—the overall sentiment is one of satisfaction and confidence in the institution's ability to provide a quality education. The institution remains committed to enhancing the educational experience for all students. By addressing the feedback received, we aim to foster a more engaging, supportive, and effective learning environment."

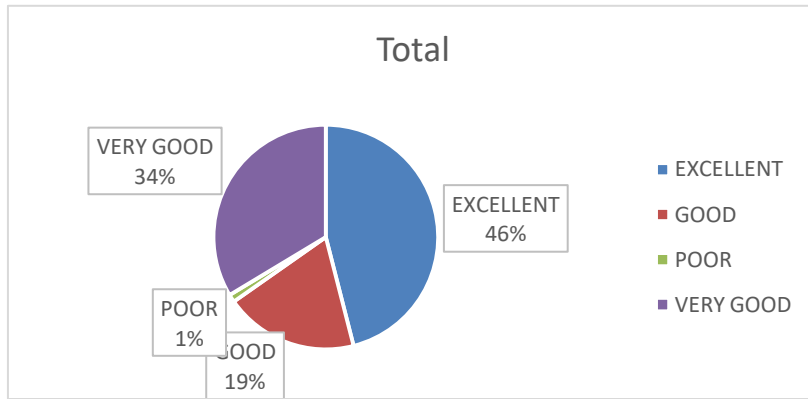
4. Steps Taken on Improvement:

The IQAC OF TE College has taken the following imitative/measures to overcome /resolve the concerns of the students collected on the basis of feedback.

- The College administration in collaboration with PTA Executive body has been making sincere efforts to make arrangements of furniture and electricity in New Science Block.
- Provision for budgeting allocations for setting up additional Smart Class Rooms is also being explored.

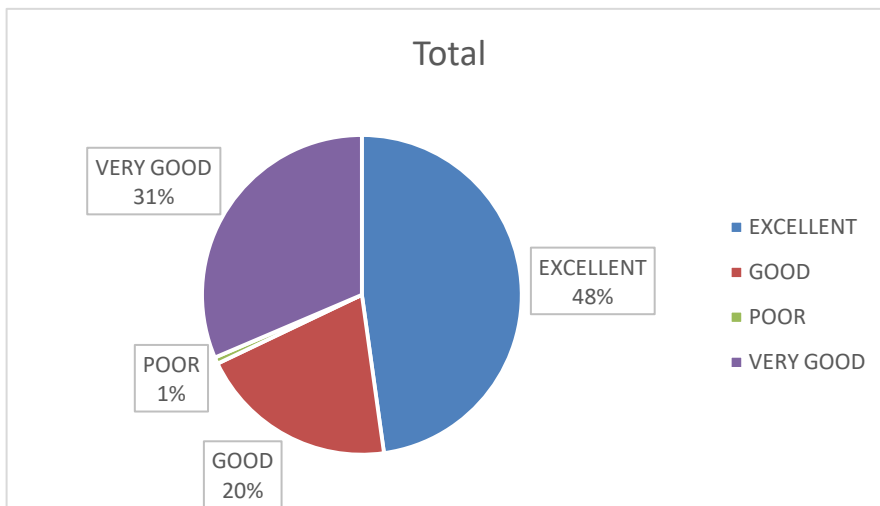
- Automation of Library has been executed during the current session and additional reading room with capacity of accommodating around 300 students has been provided.
- Recognition for reference books in various UG and PG Programmes are being collected from faculty members.
- The college has recently expanded its extracurricular offerings by establishing a variety of clubs. This initiative provides students with exciting opportunities to explore their interests, develop new skills, and foster a sense of community. Whether it's through art, sports, or academic clubs, these activities encourage creativity, teamwork, and personal growth, making college life more enriching and enjoyable.
- MI Room has been established in Old Arts Block.
- An Estimate for expansion of Canteen has been forwarded to the competent authority for technical approval.
- Provision for Toilets/Washroom for especially abled students is being explored.
- An estimate for maintenance of College approach road from College main gate is being prepared.
- Provisions are also being made for providing parking facilities to the students.

Row Labels	Count of 1. How do you rate the teachers' preparation for the classes?
EXCELLENT	208
GOOD	87
POOR	5
VERY GOOD	152
Grand Total	452

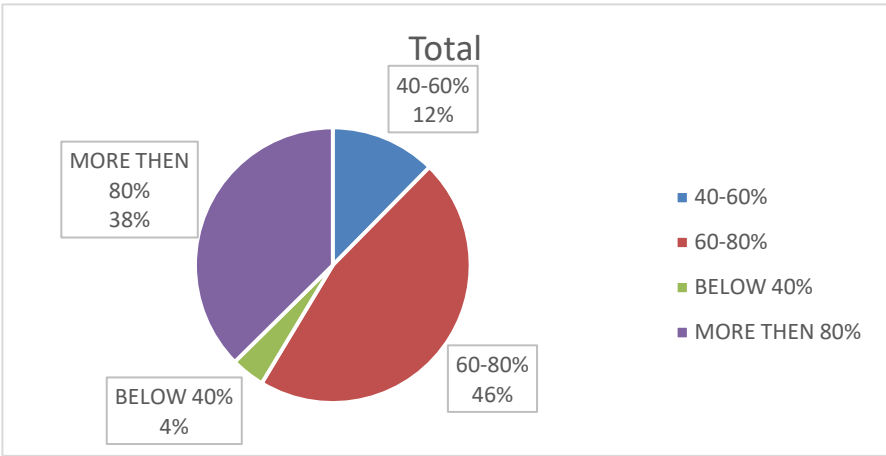


NAME (All)

Row Labels	Count of 2. Quality of Teaching ?
EXCELLENT	216
GOOD	91
POOR	3
VERY GOOD	142
Grand Total	452

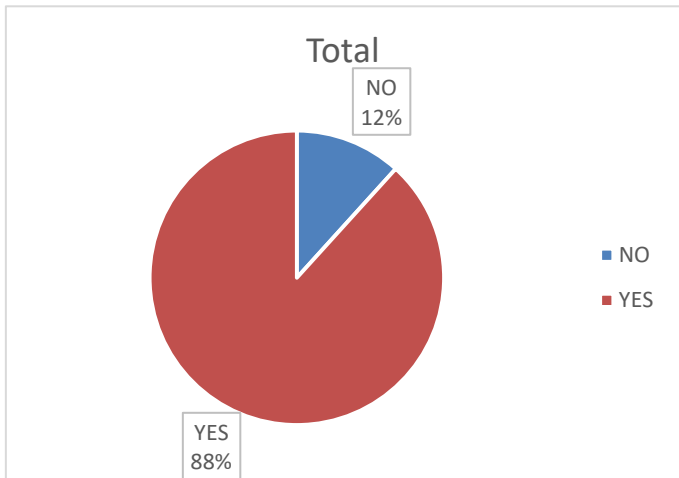


Row Labels	Count of 3. How much content do you understand during class teaching?
40-60%	56
60-80%	209
BELOW 40%	18
MORE THEN 80%	169
Grand Total	452



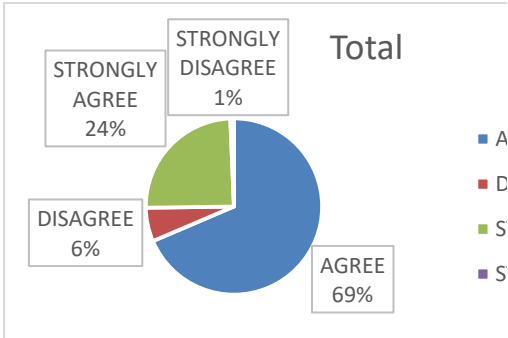
NAME (All)

Row Labels	Count of 4. Results of internal examination are displayed and informed to you.
NO	53
YES	399
Grand Total	452



NAME (All)

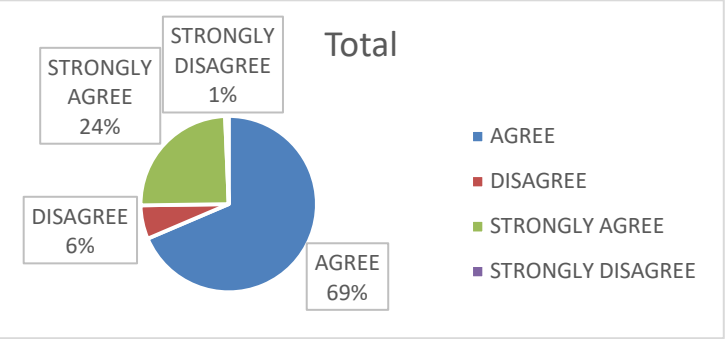
Row Labels	Count of 5. The process of internal evaluation adopted by the teachers is fair.
AGREE	320
DISAGREE	11
STRONGLY AGREE	115
STRONGLY DISAGREE	6
Grand Total	452



NAME (All)

Count of 6. Teaching and mentoring process in the institution facilitates you in cognitive, social and emotional growth.

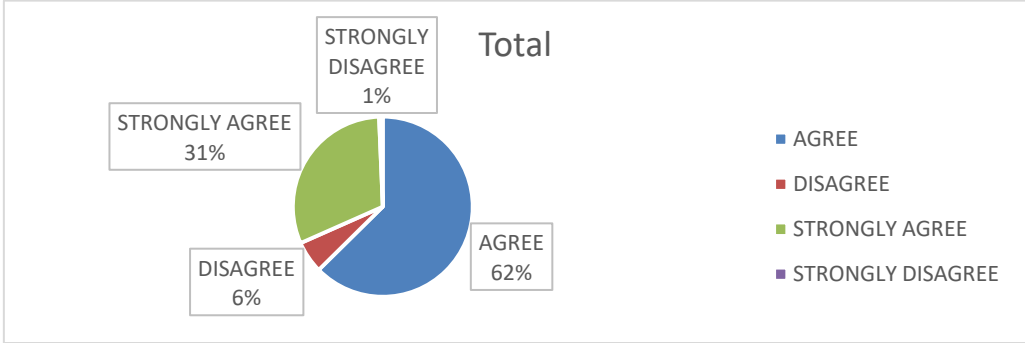
Row Labels		
AGREE	310	
DISAGREE		28
STRONGLY AGREE		111
STRONGLY DISAGREE		3
Grand Total		452



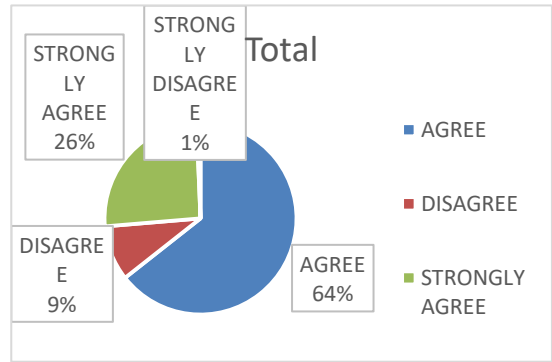
NAME (All)

Count of 7. Teachers inform you about your expected competencies, course outcome and programme outcomes.

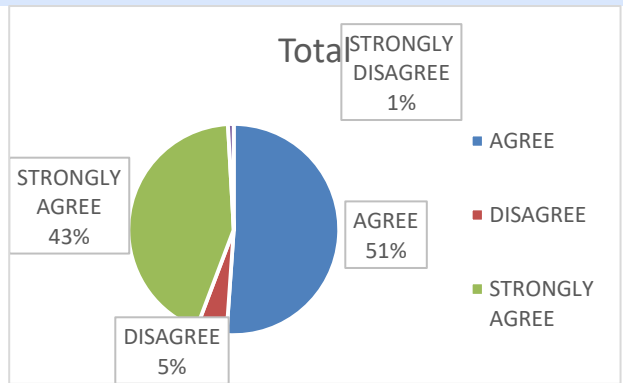
Row Labels		
AGREE	283	
DISAGREE		26
STRONGLY AGREE		140
STRONGLY DISAGREE		3
Grand Total		452



NAME	(All)
Row Labels	Count of 8. The laboratory environment creates effective learning and understanding of experiments.
AGREE	291
DISAGREE	42
STRONGLY AGREE	116
STRONGLY DISAGREE	3
Grand Total	452

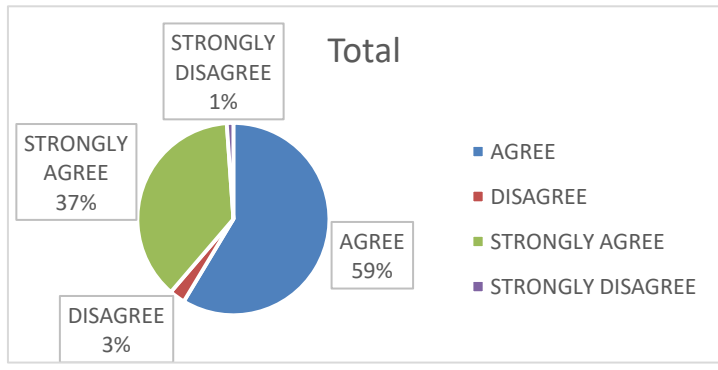


NAME	(All)
Row Labels	Count of 9. Teachers are always available for discussion and guidance
AGREE	231
DISAGREE	21
STRONGLY AGREE	196
STRONGLY DISAGREE	4
Grand Total	452



**Count of 10.
Institution
provides ample
opportunities to
participate in co-
curricular
activities**

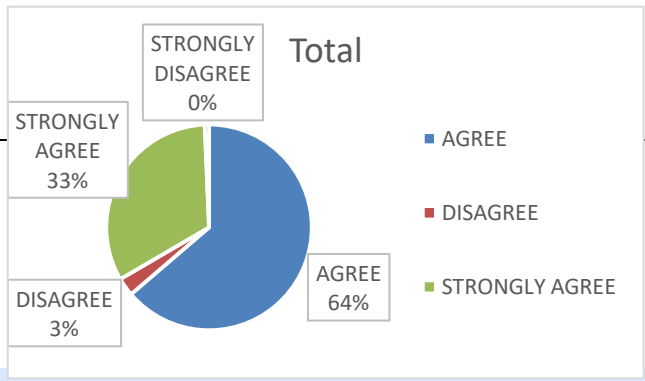
Row Labels	
AGREE	265
DISAGREE	12
STRONGLY AGREE	170
STRONGLY DISAGREE	5
Grand Total	452



NAME (All)

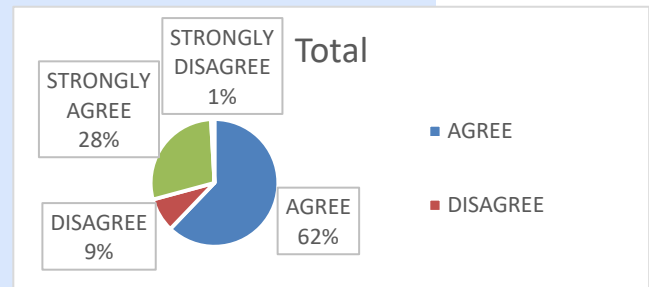
**Count of 11.
Achievers
and rank
holders are
felicitated for
their
performance.**

Row Labels	
AGREE	288
DISAGREE	13
STRONGLY AGREE	148
STRONGLY DISAGREE	3
Grand Total	452

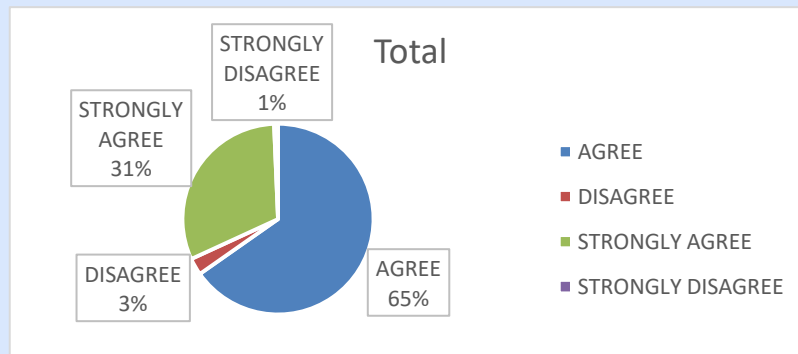


NAME (All)

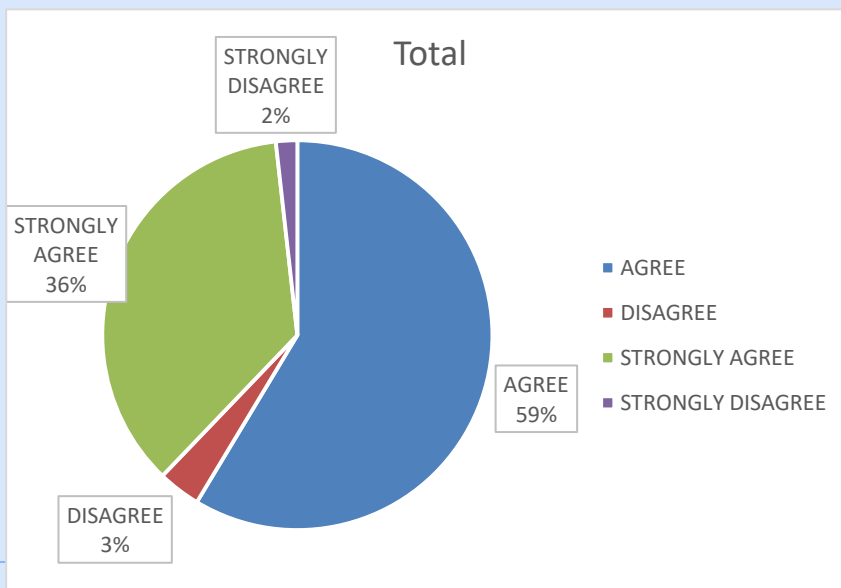
Row Labels	Count of 12. Institution takes active interest in promoting seminars, workshops, Expert Talks and Internship/Industrial Visits?
AGREE	281
DISAGREE	39
STRONGLY AGREE	128
STRONGLY DISAGREE	4
Grand Total	452




NAME	(All)
Row Labels	Count of 13. Library caters to your needs efficiently
AGREE	295
DISAGREE	13
STRONGLY AGREE	141
STRONGLY DISAGREE	3
Grand Total	452



NAME	(All)
Row Labels	Count of 14. Overall quality of teaching and learning process in the college is good.
AGREE	265
DISAGREE	16
STRONGLY AGREE	163
STRONGLY DISAGREE	8
Grand Total	452





G.B.P.M. Govt. College Rampur Bsr.

Detail of Examination Result for the session (2023-2024)

Total Students appeared	3966
Result Awaited	31
Result Declared	3935
Total pass	2563
Pass %	$2563/3935 \times 100 = 65.13$

Out of total students appeared only 1932 students have attendance above 80%.

*Univ. Bsnat
G.C. Rampur Bsr.*

[Signature]
Principal
G.B. Pant Memorial
Govt. College Rampur Bsr.
Distt. Shimla (H.P.)-172001

